

## Star on the Rim A-Frame Airbnb Performance

\*Shown as net Airbnb earnings

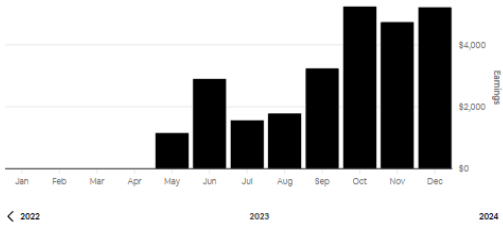
2023 (Hit short term rental market mid-May)

**\$25,923.00**

Booked earnings for 2023

**\$25,923.00** **\$0.00**

■ Paid out ■ Expected



### 2023 details

Nights booked	103
Unbooked nights	78
Occupancy rate	57%
Nightly price	\$179 - \$289
Cleaning fees	\$3,875

\*\*One VRBO booking in May (\$478.87 earnings, 5 star review), one Friends/Family direct booking in August (\$500 earnings) and one F/F booking in December (\$500 earnings)

### Last three months:

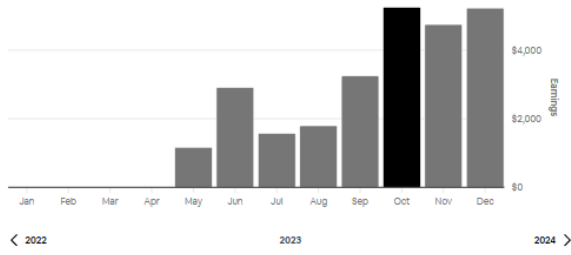
**October 2023 – 66% occupancy**

**\$5,248.00**

Booked earnings for October 2023

**\$5,248.00**   **\$0.00**

■ Paid out   ■ Expected



**October 2023**

Nights booked	19
Unbooked nights	10
Occupancy rate	66%
Nightly price	\$195 - \$289
Cleaning fees	\$750

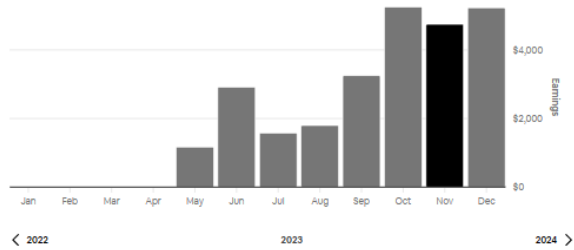
**November 2023 – 73% Occupancy**

**\$4,748.00**

Booked earnings for November 2023

**\$4,748.00**   **\$0.00**

■ Paid out   ■ Expected



**November 2023**

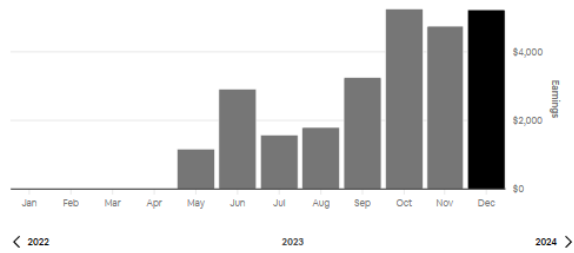
Nights booked	19
Unbooked nights	7
Occupancy rate	73%
Nightly price	\$186 - \$269
Cleaning fees	\$625

**December 2023 – 81% Occupancy (not including 2 day F/F booking)**

**\$5,226.00**

Booked earnings for December 2023

**\$5,226.00**   **\$0.00**  
■ Paid out   ■ Expected



**December 2023**

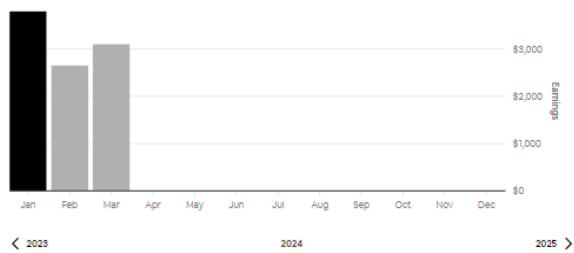
Nights booked	21
Unbooked nights	5
Occupancy rate	81%
Nightly price	\$209 - \$269
Cleaning fees	\$750

**2024 (as of 1/28/2024, calendar open through March due to For Sale listing of property)**

**\$9,569.00**

Booked earnings for 2024

**\$3,801.00**   **\$5,768.00**  
■ Paid out   ■ Expected



**2024 details**

Nights booked	37
Unbooked nights	73
Occupancy rate	34%
Nightly price	\$183 - \$269
Cleaning fees	\$1,625