

## JANET CRAIG

*Dracaena*  
Low Light



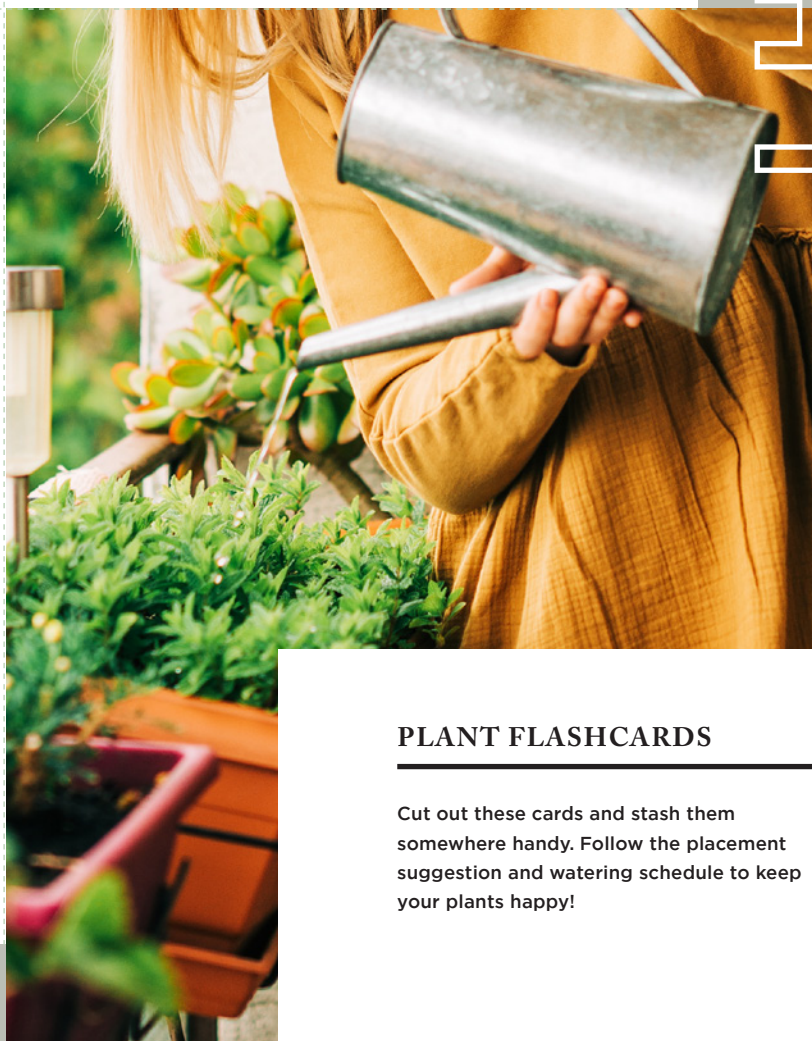
## ZZ

*Zamioculcas Zamiifolia*  
Low Light



## PEACE LILY

*Spathiphyllum*  
Low Light



## PLANT FLASHCARDS

Cut out these cards and stash them somewhere handy. Follow the placement suggestion and watering schedule to keep your plants happy!

## ZZ

*Zamioculcas zamiifolia*

Low Light

### WATER

Once every three weeks. Soak to be sure the root ball gets wet.

### POSITION

North-facing room with no direct sunlight. It can also survive under fluorescent lights.

### NOTE

ZZs are toxic. Keep away from kiddos and pets, and wear gloves when handling.

## JANET CRAIG

*Dracaena*

Low Light

### WATER

Once every three weeks. Completely soak in the bathtub to be sure the root ball gets rehydrated. Be sure to plant in a pot that allows for drainage.

### POSITION

North-facing room with no direct sunlight.

### NOTE

Poisonous to cats and dogs. Place them out of reach.

## PEACE LILY

*Spathiphyllum*

Low Light

### WATER

Twice a week, submerge them completely.

### POSITION

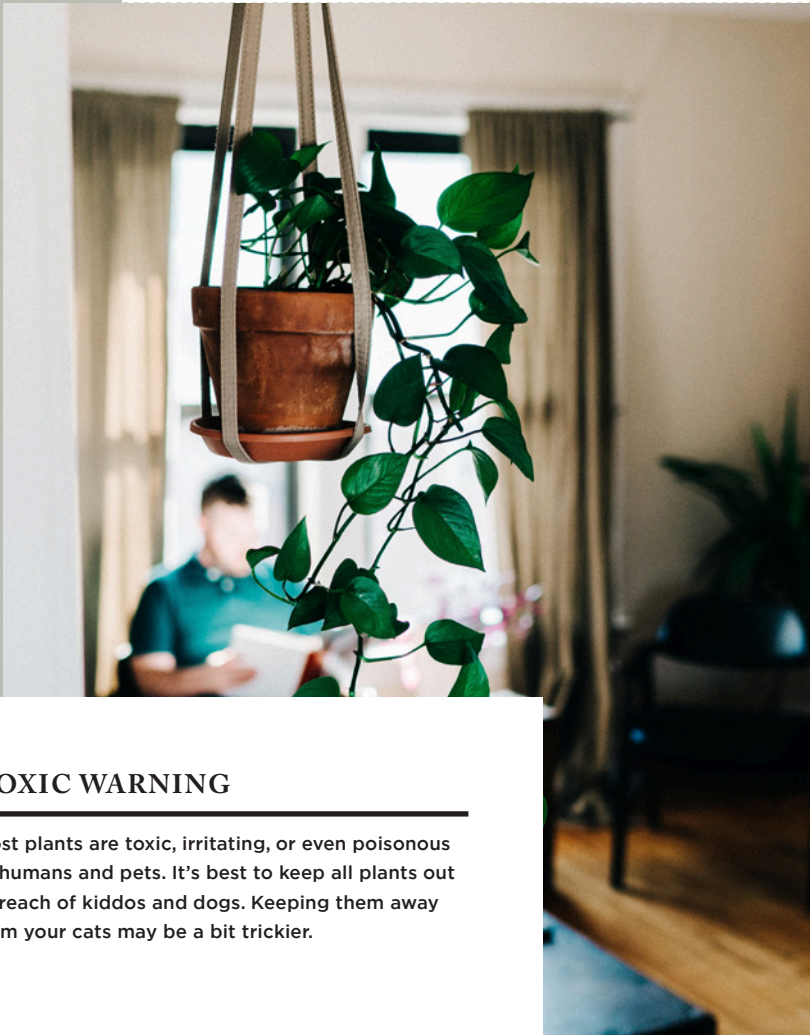
Super low light. Very low natural light is ideal.

### NOTE

Poisonous to cats and dogs. Place them out of reach.

## TOXIC WARNING

Most plants are toxic, irritating, or even poisonous to humans and pets. It's best to keep all plants out of reach of kiddos and dogs. Keeping them away from your cats may be a bit trickier.



## SILVER SATIN POTHOS

Mid Light



## SPEAR ORCHID SNAKE PLANT

*Sansevieria Cylindrica*  
Var. *Patula* "Boncel"

Mid Light



## PATENS SNAKE PLANT

*Sansevieria Patens*

Mid Light



## CROCODILE FERN

*Microsorium Musifolium* "Crocydillus"

Mid Light



## SPEAR ORCHID SNAKE PLANT

*Sansevieria Cylindrica*  
*Var. Patula "Boncel"*

Mid Light

### WATER

Once every two weeks.

### POSITION

Early morning sun, half-day full sun, or  
filtered all-day sun.

## SILVER SATIN POTHOS

Mid Light

### WATER

Water when the soil is completely dry.  
Typically once every 10-12 days. If the  
leaves turn yellow, you are over watering.

### POSITION

Early morning sun, half-day full sun, or  
filtered all-day sun.

### NOTE

Silver Satins love to vine. Hang or place on  
a shelf where they can cascade.

## CROCODILE FERN

*Microsorium Musifolium "Crocydyllus"*

Mid Light

### WATER

Water when the soil is completely dry.  
Typically once every 7-10 days. They love  
humid environments like the bathroom or  
kitchen. Proper drainage is very important.

### POSITION

Mid to lower light. Direct sun  
can scorch the leaves.

## PATENS SNAKE PLANT

*Sansevieria Patens*

Mid Light

### WATER

Once every two to three weeks.

### POSITION

East- or west-facing window with half-day  
sun. No direct sunlight.

## MEYER LEMON TREE


High Light



## PENCIL CACTUS

*Euphorbia Tirucalli*

High Light



## JADE PLANT/MONEY TREE

*Crassula Ovata*


High Light



## BARREL CACTUS

*Ferocactus*

High Light



## PENCIL CACTUS

*Euphorbia Tirucalli*

High Light

### WATER

In spring and summer, water once a week.

In fall and winter, water once every two weeks.

### POSITION

East window with strong morning light, or all-day light if filtered. Bright but not direct is best. If your succulents are turning purple, they are getting too much light.

### NOTE

Poisonous to pets and humans. Use gloves when handling.

## MEYER LEMON TREE

High Light

### WATER

Once a week with a thorough soaking.

### POSITION

Full sun in a south-facing window. You can even put them outside in partial shade during summer months.

### NOTE

Sometimes citrus trees have bug issues. Horticultural oils can help. Ask your local gardening center for advice.

## BARREL CACTUS

*Ferocactus*

High Light

### WATER

In spring and summer, water once a week.

In fall and winter, water once every two weeks.

### POSITION

Bright, all day filtered light is best. Otherwise, full half day sun from an east- or west-facing window can work.

## JADE PLANT/MONEY TREE

*Crassula Ovata*

High Light

### WATER

In spring and summer, water once a week.

In fall and winter, water once every two weeks. Let dry out completely between waterings as Jade is susceptible to rot.

### POSITION

Filtered bright light is best, or strong morning light from an east-facing window. All day direct light will result in scorching.