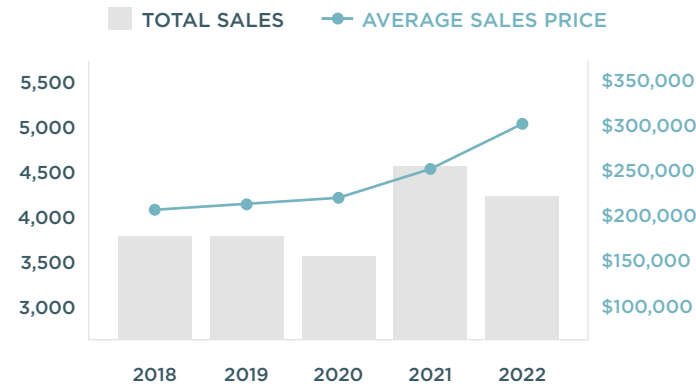
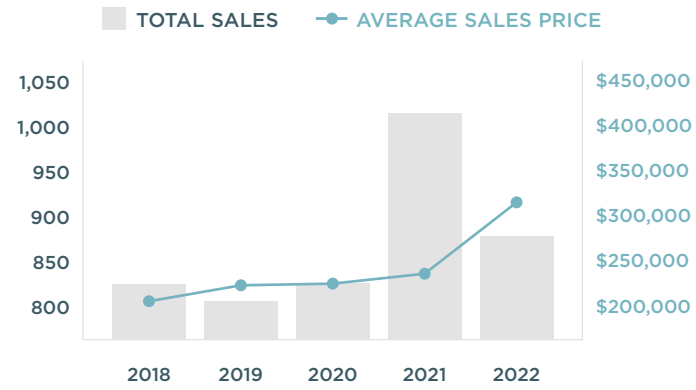


## MSA OVERVIEW • greensboro, nc

	2021	%	2022	TREND
Total Sales	4,493	-8.0	4,135	▼
Price per Sq. Ft.	\$125	22.4	\$153	▲
Days on Market	29	-20.7	23	▼
Avg. Sales Price	\$258,762	17.0	\$302,724	▲
Total Volume	\$1,162,618,071	7.7	\$1,251,729,267	▲



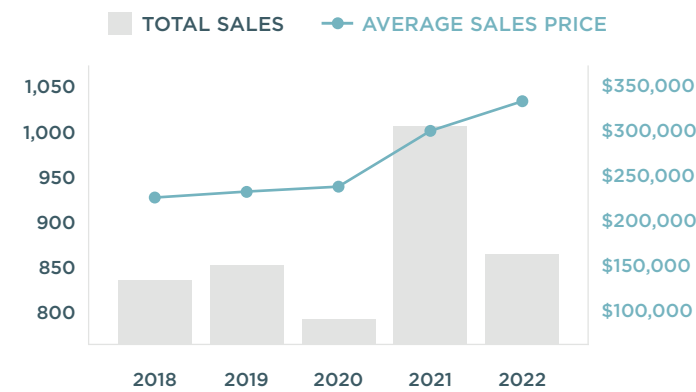
## NORTHEAST/BROWNS SUMMIT



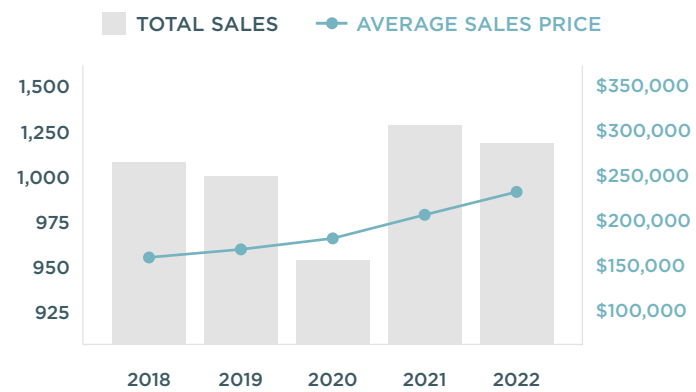
	2021	%	2022	TREND
Total Sales	1,017	-13.2	883	▼
Price per Sq. Ft.	\$124	24.2	\$154	▲
Days on Market	38	44.7	21	▼
Avg. Sales Price	\$248,206	19.1	\$295,596	▲
Total Volume	\$252,425,518	3.4	\$261,010,845	▲

## CITY OF GREENSBORO

	2021	%	2022	TREND
Total Sales	1,016	-14.4	870	▼
Price per Sq. Ft.	\$141	18.4	\$167	▲
Days on Market	25	-32.0	17	▼
Avg. Sales Price	\$300,083	13.4	\$340,358	▲
Total Volume	\$304,884,074	-2.9	\$296,111,133	▼



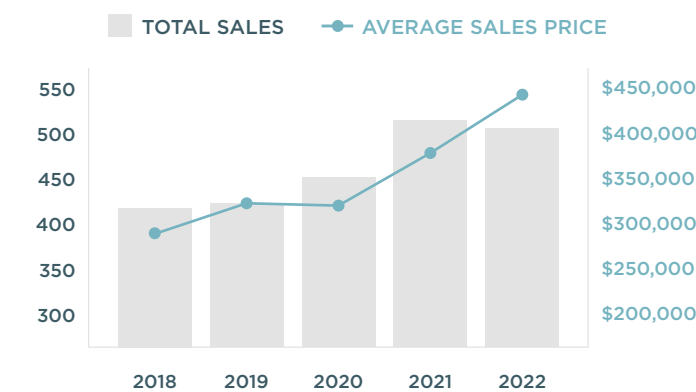
## SOUTHWEST/HIGH POINT/JAMESTOWN



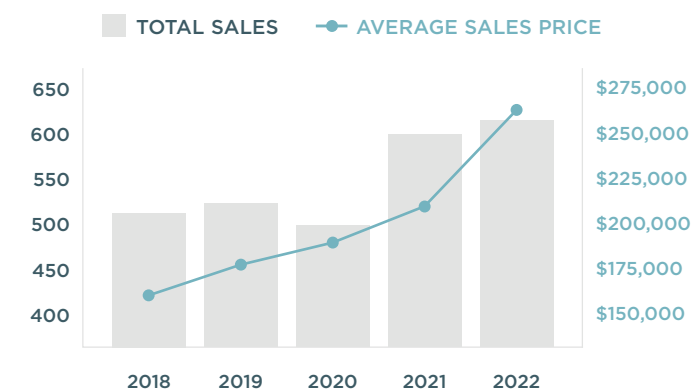
	2021	%	2022	TREND
Total Sales	1,283	-4.0	1,232	▼
Price per Sq. Ft.	\$112	25.0	\$140	▲
Days on Market	26	-3.8	25	▼
Avg. Sales Price	\$208,339	15.9	\$241,566	▲
Total Volume	\$267,298,940	11.3	\$297,609,515	▲

## NORTHWEST/SUMMERFIELD/OAK RIDGE/KERNERSVILLE

	2021	%	2022	TREND
Total Sales	534	-6.6	499	▼
Price per Sq. Ft.	\$140	21.4	\$170	▲
Days on Market	35	28.6	25	▼
Avg. Sales Price	\$384,055	17.0	\$449,331	▲
Total Volume	\$205,085,206	9.3	\$224,215,989	▲



## SOUTHEAST/FOREST OAKS/MCLEANSVILLE/WHITSETT



	2021	%	2022	TREND
Total Sales	630	-16.0	529	▼
Price per Sq. Ft.	\$113	25.6	\$142	▲
Days on Market	21	33.6	29	▲
Avg. Sales Price	\$206,762	28.0	\$264,703	▲
Total Volume	\$130,260,034	27.8	\$166,498,102	▲

# MARKET PERFORMANCE AT A GLANCE

## GREENSBORO, NC

Did you find yourself spending more time at home over this past year? That would be a big YES for all of us.

YES, there have been challenges, both personally and professionally. Real estate is no different in this ever-changing market.

YES to increases in home appreciation, YES to buyer demand remaining strong, YES to lower than normal inventory.

You might ask, "How do I navigate selling and buying a home?" Whether you're a first-timer, upsizing, downsizing, renting, or renovating, our Nest agents are here to walk beside you every step of the way.

And when you say YES to Nest, we will celebrate with you and your new beginnings.



**\$269,900**

MEDIAN SALES PRICE



**4,135**

TOTAL SALES



**\$295,553**

AVG. LIST PRICE

\*The Triad MSA includes the City of Greensboro and Guilford County. Data as of 7/5/22.

For more information and market analysis, visit [nestrealty.com/greensboro/reports](https://www.nestrealty.com/greensboro/reports)